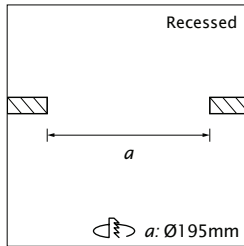
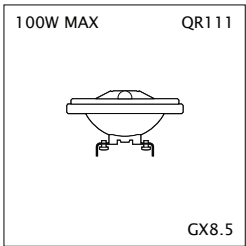


Order Code:

- White [RAL 9010] 71028
- Black [RAL 9005] 71029
- Custom Finishes Available on Request

Optional Extras (specify when ordering):

- DMX⁵¹² DMX Control Conversion 11711
- Sequencing Conversion 11733



Construction

Mild steel enclosed fixture, powder coated; Mild steel mounting ring

Mounting

Recessed¹ (trimless); Plaster up to rim

Lamp Type

QR111

Lamp Power

100W Max; 12V

Beam Width

4° - 45°, Lamp dependant

Voltage

220-240V; 50/60Hz²

Transformer

External electronic transformer 105VA (in power pack)

Internal Dimmer

Internal dimmer (in power pack) 0-100%; leading edge

External Dimmer

External dimmer can also be used³

Place of Use

Interior use only

Min. Ceiling Clearance

(w)400 x (l)400 x (h)200mm

Max. Ceiling Thickness

20mm

Ceiling Cutout

Ø195mm

Movement

360° Pan; +/- 30° Tilt

Finish

White RAL 9010, Black RAL 9005

Weight

Luminaire - 3.2kg (including lamp); Pack - 1.2kg

Sequencing

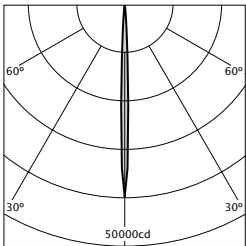
Available (11733)

Control Options

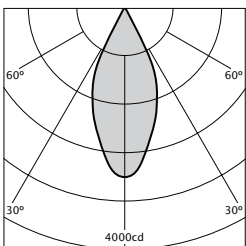
1. Handheld remote (11400)

2. DMX (11711)

DMX requires setup (with additional costs) and must be specified when ordering.



Height	Beam Diameter	Illuminance (lx)
1m	0.07m	40000 lx
2m	0.14m	10000 lx
3m	0.20m	4500 lx
4m	0.28m	2500 lx
5m	0.34m	1600 lx



Height	Beam Diameter	Illuminance (lx)
1m	0.83m	2800 lx
2m	1.66m	700 lx
3m	2.50m	310 lx
4m	3.30m	175 lx
5m	4.15m	110 lx

Notes

¹Luminaire is fixed in place using trimless mounting ring & must be installed before plastering.

²50Hz as standard. For 60Hz, specify when ordering.

³If external dimmer is used, the lamp dims normally, motors operate down to 50% dimming. If the internal dimmer is used at the same time, the dimmer with the lowest setting dominates.

Photometric data is provided as a guide only. Check with lamp manufacturers for latest data.

If you are in doubt as to the suitability or compatibility of this product, contact RCL.

